



X4012

UNION
PACIFIC
4012



Spring 1997

CONTENTS

ProtoSound® Digital Electronics	4
Z-2000 Transformer	5
Tinplate Traditions	6
200 Series Freight Cars	7
Tinplate Accessories	8
Premier Line	10
FP-45 Diesel	12
O Scale Rolling Stock	14
F40PH Diesel	16
70' Aluminum Car Sets	18
Scale GG-1 Electric	20
70' Aluminum Sleeper/Diner Sets	22
70' Madison Combine/Diner Sets	23
Scale F-3 Diesel Sets	24
Santa Fe El Capitan Boxed Set	26
60' Aluminum Car Sets	27
Union Pacific Big Boy	28
Union Pacific Water Tender	32
ProtoSound Upgrade Accessories	33
RailKing Line	34
T&P L-3 Mohawk Steamer	36
O-27 Madison Passenger Cars	38
U.P. Gas Turbine Diesel Set	40
Semi-Scale Freight Cars	42
O-27 F-3 Diesel Sets	44
O-27 Streamlined Passenger Cars	46
C&O Allegheny Steamer	48
Pennsylvania K-4s Steamer	50
O-27 F-3 B-Units	52
O-27 Norfolk & Western Water Tender	53
RailKing Layout Accessories	54
RailTown™ Buildings	55

CAUTION: EXCITEMENT INSIDE!

When electric toy trains were first invented, they were marketed as an innovative and exciting way to “jazz” up a store front window display. Yet much to the window dresser's surprise, consumers asked about the toy trains and not the windows' featured items. Almost one hundred years later, toy trains are still capturing the imagination of the public providing further evidence that the “Iron Horse” stamped an indelible mark on America's consciousness.

During their heyday, toy trains were often cited as being the most desired toy a child could receive because of their innovative and exciting features. In an age of simple toys & dolls, electric toy trains provided the operator with their first taste of “remote control” operation. The venerable “E-Unit” was considered state-of-the-art technology when it first appeared in toy trains. Remote control switches, accessories, operating smoke and whistling tenders gave toy trains innovative features and excitement that other toys simply didn't possess.

As time passed, other toys appeared that sported superior features and modern technology, reducing the toy train's appeal. Toy train manufacturers chose to toil along a redundant path by reproducing the same old toy trains they had built for years. New and exciting designs and features were few and far between and the toy train was no longer the “must-have” toy for Christmas.

Yet like the real railroad itself, toy trains never really disappeared from America's consciousness. Today, toy train enthusiasts can find a level of variety, innovation and excitement from MTH that hasn't been seen in decades!

In just three short years, MTH has introduced almost 20 die-cast steam engines! Equally impressive, more than 120 different paint schemes in 18 different diesel engines



Exciting, colorful paint schemes are available in both RailKing and MTH Premier products.

have rolled out of our shops in MTH and RailKing boxes in those same three, short years! No other 'O' Gauge manufacturer can match this level of variety.

Why such frenzied output? Because at MTH, we believe our customers should be able to choose from a product line that is based on the same qualities that made toy trains popular in the first place - innovation, variety and excitement. We want to surprise you every time you open our latest catalog by including something new, something exciting, something innovative and something fun! The worst comment we can imagine hearing is "Oh no, not again".

As you thumb through our Spring 1997 Catalog, we are confident that you will find products that meet the above criteria. You'll find that all of our motive power can be



Exciting, fun features like Proto-Smoke™ and detailed cab interiors are found in MTH & RailKing motive power.

ordered with our state-of-the-art ProtoSound system. It's an even more improved system thanks to brand new software that allows ProtoSound equipped engines to work with even more transformers than ever before. Take a look at the latest RailKing passenger cars, and their detailed cab interiors. Or perhaps your fancy will lie with O Gauge's first die-cast Union Pacific "Big Boy" steam engine. Measuring almost a full yard in length, the Big Boy is sure to be the "must-have" of 1997!

While variety and innovation is important, we strive to maintain a level of integrity that will keep our customers loyal for years to come. At MTH, when we promise to build a product with certain features, we aim to live up to that commitment. You can expect that a car featuring die-cast trucks will arrive with die-cast trucks, or a locomotive promoted with dual motors will, in fact, contain two motors. We have even been known to include a feature or two that was not previously promoted - a kind of added bonus!

Of course the only way to really learn about MTH quality, value and variety is to visit your local dealer. Ask them to demonstrate our products alongside one of our competitors. We think you'll be amazed at the differences in quality and value.

Regardless of your interest, we're confident MTH and RailKing have something for you. If you don't see what you like, let us know by mail, FAX or the Internet (you can find our web site at www.mth-railking.com and you can e-mail us at sales@mth-railking.com). At MTH, we know you don't want the "same old thing" any longer; we are committed to bringing you continued innovation and variety.

When You Equip Your Engine With ProtoSound® Digital Electronics

MAKE YOUR LAYOUT COME ALIVE!

Now you can order almost every MTH engine with the exciting MTH ProtoSound system: a state-of-the-art digital sound and train control system that requires no additional equipment or wiring to your layout. You simply hook up any compatible transformer and begin experiencing the digital world of model railroading.

When ordered with ProtoSounds, your RailKing or Premier Line locomotive contains high quality digital sounds you just have to hear to believe. If you

own a steam engine, you'll be treated to the sounds of synchronized chuffing, authentic whistle and bell sounds, air compressor pump and let-off sounds as well as other randomly played sounds too numerous to mention. Diesel engines outfitted with ProtoSounds feature an 8-level diesel motor sound, authentic diesel horn and bell sounds, air compressor pump and let-off sounds as well as our exclusive "Cab Chatter" sounds - digitally captured radio transmissions of actual train engineers and dispatchers.

But that's not all. Each ProtoSound equipped engine also features the sound of squeaking brakes. Whenever the brake feature is activated (a simple process with any compatible transformer), you'll hear 'em pierce your ears as you throttle down your transformer. Imagine how realistic your layout operations will become when you slow down your engine before entering a curve or a station and hear the squeaking sounds of the brakes!

There's even more! When activated you can hear additional sound effects for passenger and freight engines. Run a freight line diesel or steamer ProtoSound equipped engine into a freight yard. After coming to a stop you'll hear the sounds of your freight consists' cargo being unloaded. The sound effects are complete with sliding box door sounds, thumping pallet

sounds, forklift truck sounds, even the warning bell of the forklift. It's simply amazing!

Pull your passenger based steam or diesel engine into a station and get ready to hear the sounds of your passengers disembarking! You'll know its about to happen when the station's public address speaker calls out the arival of your train just after it arrives at the platform. From there you'll hear your conductor warning the passengers to watch their step and where to go for their luggage. When you're ready to leave the station, you'll hear the public address speaker announce that your engine is ready to depart. As your passengers begin boarding, they are greeted by your conductor. Just before you're ready to leave, your passengers will be called once more by the conductor's famous "All Aboard" cry. That's quickly followed by the sound of the car doors closing and the engine's bell tolling. Then, automatically, your engine rolls away from the platform. It's easy, fun and requires no additional equipment!



- | | | |
|---------------------------|------------------------|------------------------|
| ① Add A Diesel Horn | ⑤ Add A Steam Bell | ⑨ Add Passenger Sounds |
| ② Add A Diesel Bell | ⑥ Add Steam Chuffing | ⑩ Add Station Sounds |
| ③ Add Diesel Engine Sound | ⑦ Add A Steam Whistle | |
| ④ Add Freight Yard Sounds | ⑧ Add Squeaking Brakes | |

OR, JUST BUY YOUR NEXT ENGINE WITH PROTOSOUND!

PROTOSOUND FEATURES

DIESEL ENGINES

- Variably Controlled 8 Step Diesel Sound
- Authentic Diesel Horn
- Authentic Diesel Bell
- Air Compressor Pump & Letoff Sounds
- Squeaking Brakes
- Randomly Activated Cab Chatter Sequences
- Freight Yard Sound Effects
- Remote Controlled Engine Volume Adjustment
- Remote Controlled Engine Lockout Setting
- Operates With Any Compatible AC Transformer
- Self-Recharging Battery Backup With Auto Shut-off
- Directionally Controlled Constant Voltage Headlights*
- **Remote Controlled Metal Proto-Couplers™***

*Factory equipped on Premier Line models

STEAM ENGINES

- Synchronized Steam Chuffing Sound
- Authentic Steam Whistle
- Authentic Steam Bell
- Air Compressor Pump & Letoff Sounds
- Squeaking Brakes
- Randomly Activated Steam Neutral Sounds
- Passenger Station Proto-Effects™
- Remote Controlled Engine Volume Adjustment
- Remote Controlled Engine Lockout Setting
- Operates With Any Compatible AC Transformer
- Self-Recharging Battery Backup With Auto Shut-off
- **Remote Controlled Metal Proto-Couplers™***

*Factory equipped on Premier Line models

Z-2000 TRANSFORMER

The Z-2000 may sound like a futuristic device, but this modern, state-of-the-art powerful transformer retains the style and feel of yesteryear's powerhouses. Better design and superior engineering mean the Z-2000 is the most compatible 3-rail AC transformer available today and can operate virtually any AC Powered O Gauge train. More importantly, you need not worry about the hazards of operating your layout with an old transformer.

Capable of producing a whopping 190 watts from one circuit, the Z-2000 is more than up to the task of even the most demanding operator. It features two variable track outputs plus two fixed voltage outputs. Adorned with

With the Z-2000, you can control an engine's direction, whistle and horn, as well as the bell without the need for any additional devices. Hook up is quick and easy thanks to the quick connect wire terminals.

ProtoSound operation was never easier than with the Z-2000. Now all of your programming can be accessed with the simple push of the program button located on the Z-2000's face. You simply access any ProtoSound RESET feature, like remote volume adjustment by pressing the Z-2000 program button. Your ProtoSound equipped engine plays back simple bell tones to indicate which feature you entered. It's as simple as counting!

Z-2000 TRANSFORMER

- Traditional Styling
- High Impact Casing
- 190 Watt RMS Output
- Resettable Circuit Breaker
- Digital Voltage Display
- Digital Amperage Display
- Two Variable Track Output Channels
- 14 Volt Fixed Output Channel
- 10 Volt Fixed Output Channel
- Easy Access On/Off Switch
- Stamped Metal Mounting Base
- Power On And Overload Warning Lamps
- Left And Right Channel Controls
- Whistle/Horn Buttons
- Bell Buttons
- Direction Buttons
- ProtoSound Programming Buttons


modern conveniences, like digital displays for amperage and voltage output, the Z-2000 gives the operator up-to-the-second analysis of his railroad's operating track power. Additional features include power on and overload warning lamps, smooth and easy feeling throttle handles and a variety of push button controls for activating every ProtoSound feature as well as the basic features of any O Gauge locomotive.



Z-2000 Transformer 190 Watt Transformer

TINPLATE TRADITIONS™

From MTH Electric Trains®



At MTH, we haven't forgotten where model railroading got its start. That's why we have always been proud of our tinplate productions over the years and why we are determined to not forget model railroading's heritage. For without tinplate, the toy train hobby would surely lack some of its attractive appeal.

As we unveil our latest Tinplate Traditions over the next few pages, we hope that you will take the time to marvel

not only at our own recreations, but at the impact those early toy trains had on today's manufacturers. As always, we welcome any suggestions you might have for future tinplate productions.

200 SERIES FREIGHT CARS

200 SERIES FREIGHT CARS

MTH is bringing back the tinplate tradition in exciting fashion with the release of three beautifully created 200 Series Freight cars. The 215 Tank Car, 216 Hopper Car and 217 Caboose will be the centerpiece of your standard gauge collection thanks to their quality MTH construction and bright attractive baked enamel finish.

Like all MTH tinplate traditions, the 200 Series cars are entirely constructed from stamped metal compo-

nents. Each car contains black oxide finished trucks, nickel truck journal boxes and sprung latch couplers for that authentic feel of yesteryear. Equally at home behind the majestic MTH 408E or any large standard gauge locomotive, these stunningly attractive freight cars add color and variety to any standard gauge layout or Christmas Garden. Start collecting the first of a continuing series.




**CHOOSE FROM TWO
DIFFERENT TRIM & PAINT SCHEMES**



217 CABOOSE

Red & Red Roof - Item No. 1054
Red & Peacock Roof - Item No. 1055



216 HOPPER CARS

Green & Nickel Trim - Item No. 1052
Green & Brass Trim - Item No. 1053



215 TANK CARS

Orange & Nickel Trim - Item No. 1050
Green & Brass Trim - Item No. 1051

TINPLATE ACCESSORIES

MTH is proud to bring back three more popular standard gauge tinplate accessories: the No. 99N Block Signal, No. 79 Crossing Signal and the No. 80 Operating Semaphore! Each has been recreated to the exact dimensions and colors as their original ancestors and are fully functional. Each unit features operating lights that can be controlled with a standard gauge track activation device. The improved thumbscrew wiring posts make powering up these beautiful accessories to any AC powered transformer quick and easy!


#99N OPERATING BLOCK SIGNAL



*No. 99N Block Signal
Measures Almost
12 Inches Tall*

No. 99N Block Signal - Item No. 1048

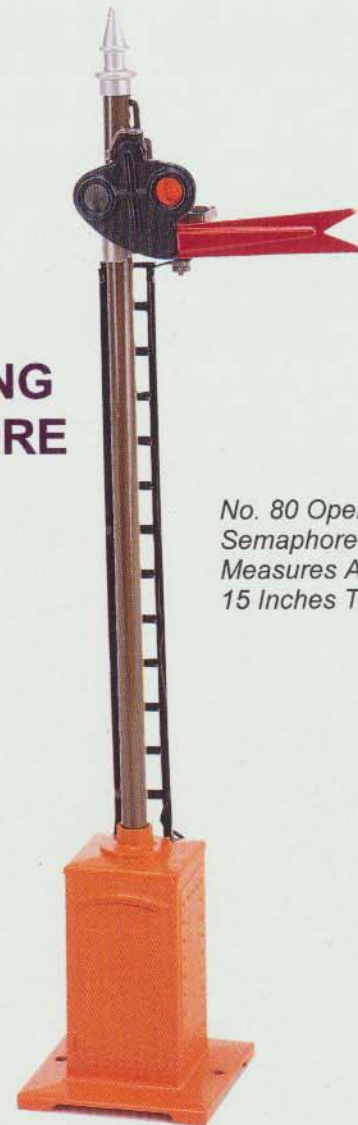
#79 OPERATING CROSSING SIGNAL



*No. 79 Operating
Crossing Signal
Measures Almost
12 Inches Tall*

No. 79 Crossing Signal - Item No. 1046

#80 OPERATING SEMAPHORE

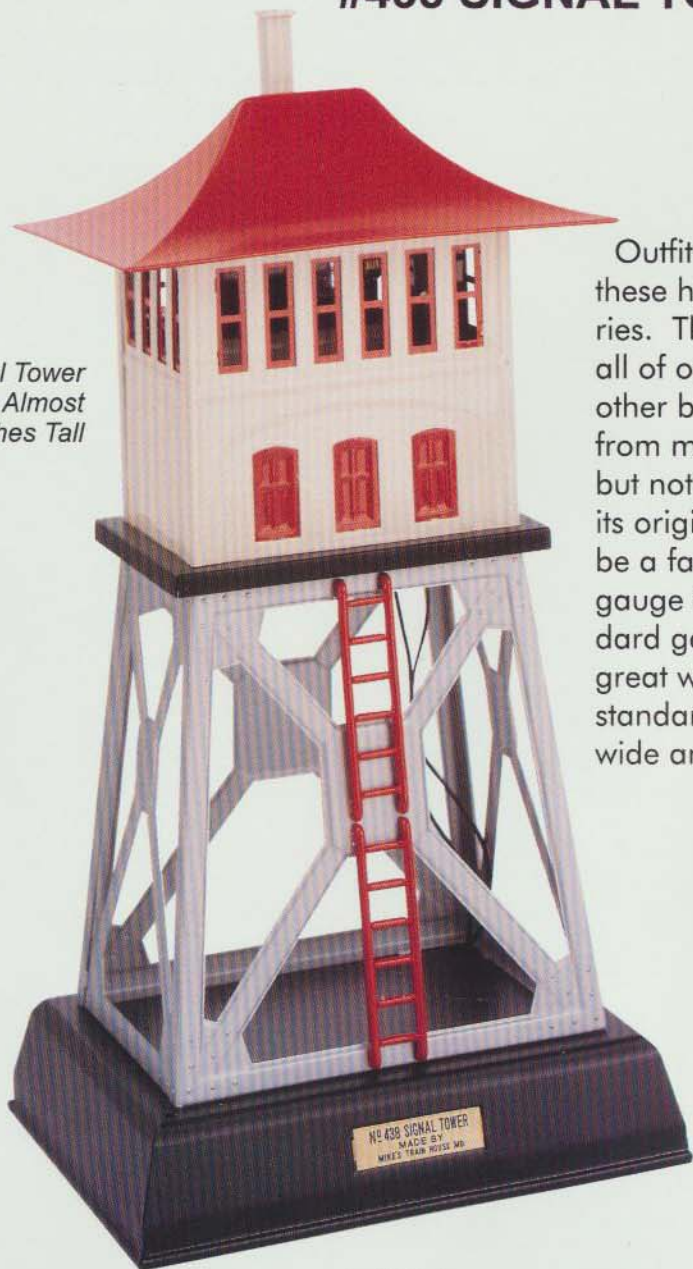


*No. 80 Operating
Semaphore
Measures Almost
15 Inches Tall*

No. 80 Semaphore - Item No. 104

#438 SIGNAL TOWER


#438 Signal Tower
Measures Almost
12 Inches Tall



Available In:
Black Base & Red Roof - Item No. 1049


Outfit your layout with any or all of these high quality trackside accessories. The #438 Signal Tower, like all of our Tinplate Traditions, is another beautifully crafted accessory from model railroading's bygone but not forgotten era! Decorated in its original colors, the 438 is sure to be a favorite of standard and 'O' gauge fans everywhere. Our standard gauge lighted lock-on is a great way to power up your original standard gauge track or our own wide and regular track sections.

STANDARD GAUGE LIGHTED LOCK-ON



Available In:
Std. Gauge - Item No. 1021

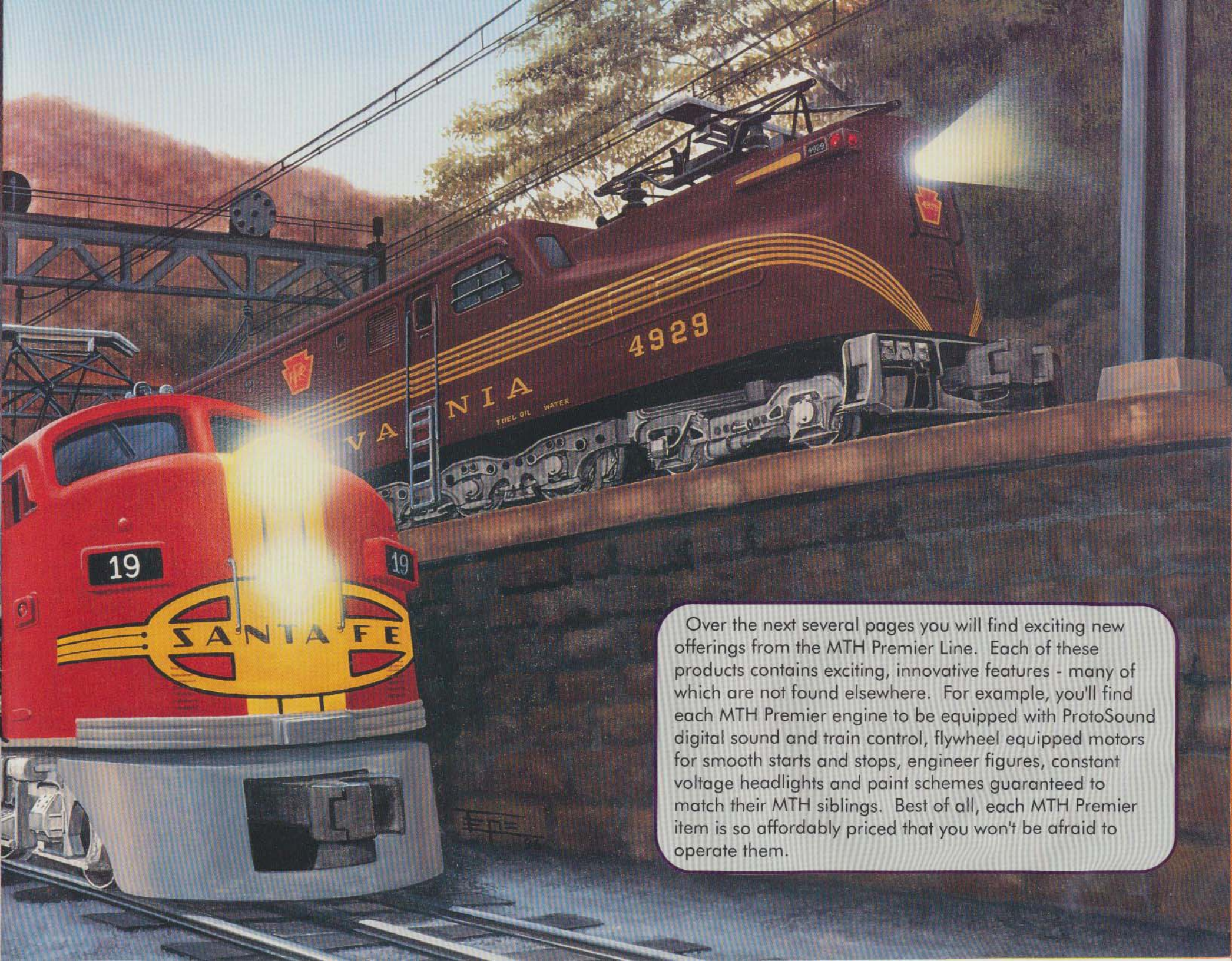
MTH Standard Gauge Track



Available In
Regular Straight Section - Item No. 1038, Regular Curve Section - Item No. 1039,
Extra Tie Straight Section - No. 1040, Wide Radius Curved Section - No. 1041

MTI
PREMIER






Over the next several pages you will find exciting new offerings from the MTH Premier Line. Each of these products contains exciting, innovative features - many of which are not found elsewhere. For example, you'll find each MTH Premier engine to be equipped with ProtoSound digital sound and train control, flywheel equipped motors for smooth starts and stops, engineer figures, constant voltage headlights and paint schemes guaranteed to match their MTH siblings. Best of all, each MTH Premier item is so affordably priced that you won't be afraid to operate them.

EMD'S FP-45 DIESEL

Searching for a replacement for an aging fleet of F's, E's and PA's, the Santa Fe Railroad turned to a new EMD design for help. The now legendary FP-45 was delivered to Santa Fe in 1967 and became an immediate success.




EMD FP-45 Diesel - Item No. 2146



EMD BUILDERS SERIES - No. 8

FP-45 DIESEL LOCOMOTIVE

- Directionally Controlled Headlights
- Die-Cast Trucks, Pilots & Fuel Tank
- Remote Controlled Proto-Couplers™
- Colorful Paint Schemes
- 2 or 3-Rail Versions
- Operates On O-31 Track
- Metal Handrails & Horn
- Compatible With Most AC Transformers
- ProtoSound® Digital Sound Control With Squeaking Brakes & Freight Yard Proto-Effects™ Sounds
- 2 Precision Flywheel Equipped Motors
- Lighted Cab Interior
- Operating Proto-Smoke™ System
- Cab Engineer Figure
- Measures Almost 18^{1/2}" x 2^{1/2}" x 3^{3/4}"



Optionally
Equipped With

PROTO - SOUND

DESIGNED BY **OSTN**

See Page 4 For Details

Burlington Northern SD-45 Diesel
Item No. 2144

MTH is proud to introduce the history making FP-45 in our 1/4 inch Premier Line diesel. Featuring quality MTH construction like die-cast metal trucks, two powerful flywheel-equipped motors, operating metal Proto-Couplers™ and a ProtoSound® electronic reverse unit, the FP-45 is up to any task on your pike. Included in your FP-45 is our state-of-the-art ProtoSound digital sound and train control system which produces authentic EMD horns and engine sounds as well squeaking brakes and freight yard Proto-Effects™ sounds for an added level of realism unmatched by anyone.

ALSO AVAILABLE IN

Susquehanna FP-45 Diesel - Item No. 2143



Santa Fe FP-45 Diesel - Item No. 2145



'O' SCALE ROLLING STOCK






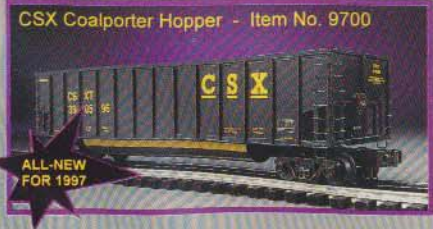


Give your MTH Premier Line locomotives a consist of freight cars as rugged and detailed as the locomotives themselves. New for 1997 are two new and exciting cars: the 8000 Gallon Tank and the Johnstown Coalporter Hopper cars.

Like all of our Premier Line freight cars, both of these new

cars are constructed from ABS plastic bodies and mounted atop die-cast, sprung trucks with operating metal couplers. The intricately detailed bodies and smooth rolling trucks are bound to make these MTH Scale Freights some of your roster's favorites. Along with the new tank and hopper cars, you can choose from two new Reefers, two new Uni-Body tank cars or 40' Boxcars as well as two new Extended-Vision cabooses. We're sure you'll find any or all of these exciting 'O' Scale cars to be a perfect fit on your railroad!

'O' SCALE FREIGHT CARS

- Durable ABS Intricately Detailed Bodies
- Die-Cast Sprung 4-Wheel Trucks
- **Operating Die-Cast Metal Couplers**
- Colorful Paint Schemes
- Operates On O-31 Track
- Decorative Brake Wheels
- Fast Angle Wheel Sets
- Needle-Point Axles
- Sliding Car Doors
- Stamped Metal Floors On Most Cars
- Decorative Metal Handrails
- 1/4 Inch Scale Dimensions



ALL-NEW FOR 1997

ALL-NEW FOR 1997



Conrail 8000 Gallon Tank - Item No. 9601



ALL-NEW
FOR 1997

C&O Caboose - Item No. 9104



Pennsylvania Tank Car - Item No. 9204



Burl. Nor. Coalporter Hopper - Item No. 9701



ALL-NEW
FOR 1997

F40PH DIESEL LOCOMOTIVE

As aging car body diesels began to lose appeal in the late 1970's, EMD responded with the now famous F40PH in 1977. Evolving from the SD-45 and SDP-45 designs, the Bo-Bo cowl type locomotive proved remarkably versatile and dependable. For twenty years, the F40PH has been a frequent sight on America's passenger and commuter railroads.

Producing 3,000 horsepower and achieving a top speed of 103 mph, no other locomotive has regularly travelled so many corners of the country. Whether pulling Amtrak's San Francisco Zephyr and Empire Builder, or on




Amtrak F40PH Diesel
Item No. 2147

F40PH DIESEL LOCOMOTIVE

- Directionally Controlled Headlights
- Die-Cast Trucksides, Pilots and Fuel Tank
- **Remote Controlled Proto-Couplers™**
- Colorful Paint Schemes
- 2 or 3-Rail Versions
- Operates On O-31 Track
- Metal Handrails & Horn
- Compatible With Most AC Transformers
- **ProtoSound® Digital Sound Control With Squeaking Brakes & Freight Yard Proto-Effects™ Sounds**
- 2 Precision Flywheel Equipped Motors
- Lighted Cab Interior
- **Operating Proto-Smoke™ System**
- Cab Engineer Figure
- Measures Approximately 15' x 2^{1/2}' x 3^{3/4}'

commuter lines all over the country, the F40PH soon became a favorite of railfans everywhere.

By popular demand, MTH brings to life this 20 year staple of America's passenger rail service, the EMD F40PH. Reproduced in 1/4 inch scale dimensions, the F40PH contains two powerful flywheel-equipped precision motors and heavy die-cast metal trucks and Proto-Couplers™. In addition, the MTH F40PH features the newest dimension in model train operation, ProtoSound's Passenger Station Proto-Effects™ which recreates the sound and action of today's passenger trains.



ALSO AVAILABLE IN

Metra F40-PH Diesel - Item No. 2149



CalTrain F40-PH Diesel - Item No. 2150



Massachusetts Bay F40-PH Diesel - Item No. 2148



Equipped With

PROTO - SOUND

DESIGNED BY **OSTIN**

See Page 4 For Details

70' SCALE ALUMINUM SETS

To a railfan, there is nothing quite as stunning as a colorfully decorated passenger train. The MTH 70' length streamlined passenger cars colorfully prove this belief true.

These colorful, five-car scale length sets are painted specifically to match some of your favorite MTH steam or diesel engines. Each aluminum car body is carefully

extruded to our exact specifications. The body sits atop a stamped metal floor and features smooth rolling die-cast four wheel trucks, operating metal couplers and silhouette window strips.


Our 1997 run includes five great roadnames and make perfect additions for the recent MTH Pennsylvania GG-1 or NYC Empire State Hudson engines as well as our latest Amtrak locomotive, the F40-PH. Each set contains one baggage car with sliding baggage doors, an observation car and a three-car combination of coach cars and vista dome cars.




B&O Cincinnati 5-Car Aluminum Set
Item No. 6511



Amtrak 5-Car Aluminum Set
Item No. 6508



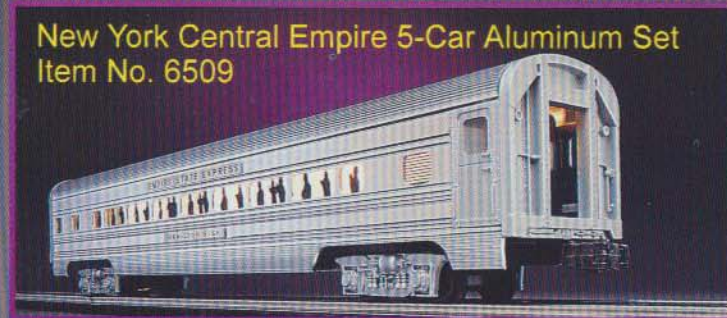
Pennsylvania 5-Car Aluminum Set
Item No. 6507



Union Pacific 5-Car Aluminum Set
Item No. 6510



New York Central Empire 5-Car Aluminum Set
Item No. 6509



70' SCALE ALUMINUM SETS

- Die-Cast 4 Wheel Trucks
- Operating Die-Cast Couplers**
- Two 3rd Rail Pickups Per Car
- 5-Car Set Contains 1 Baggage, 1 Observation & 3-Car Combination Of Coaches & Vista Dome Cars
- All Aluminum Extruded Bodies**
- Sliding Baggage Doors On Baggage Car
- Operates On O-42 Track
- Each Car Features 4 Interior Bulbs
- Simulated Observation Roof Marker Lights
- Each Car Measures 18' Long

SCALE GG-1 ELECTRIC LOCOMOTIVE

At long last, the first die-cast model that accurately captures the immense look of the legendary GG-1 arrives in 1997 from MTH Electric Trains - in all her true scale glory!



DIE-CAST SCALE GG-1 ELECTRIC

- Constant Voltage Headlight
- Operating Marker Lights
- Die-Cast Leading & Trailing Trucks
- 2 Precision Flywheel Equipped Motors
- Remote Controlled Metal Proto-Coupler™**
- Operates On O-54 Track
- Decorative Metal Horn
- Compatible With Most AC Transformers
- ProtoSound® Digital Sound Control With Squeaking Brakes And Passenger Station Proto-Effects™**
- Complete Die-Cast Body
- Lighted Cab Interior With Engineer Figure
- Measures Approximately 19^{3/4}" x 2^{1/2}" x 3^{1/2}"

Equipped With

PROTO - SOUND

DESIGNED BY **OSTIN**


See Page 4 For Details

**FEATURING
ALL DIE-CAST
CONSTRUCTION!!**

The Raymond Loewy inspired streamlined powerhouse was a fixture on the Pennsylvania Railroad for years. Nothing could match her awesome power when the engineer summoned that strength from its twelve motor, 8,500 horsepower chassis! Now that strength and glory is yours with the release of the MTH die-cast, scale GG-1 Electric.

Featuring a two-motor flywheel equipped chassis and elaborate lighting system, each of these ProtoSound® equipped engines will prove to be some of the finest scale engines to ever grace your layout or collection. Measuring 20 inches in length, each GG-1 is equipped with our incredible ProtoSound digital sound and train control system. This state-of-the-art system features authentic electric sounds, GG-1 horn and bell and the incredible ProtoSound® Passenger Station Proto-Effects™ feature, simulating the arrival and departure of your GG-1 at a passenger station. Without a doubt, this engine is sure to please even the most demanding GG-1 fan.

Pennsylvania Tuscan Red GG-1
Item No. 5501



Conrail GG-1 Electric
Item No. 5502

70' ALUMINUM SLEEPER/DINER SETS

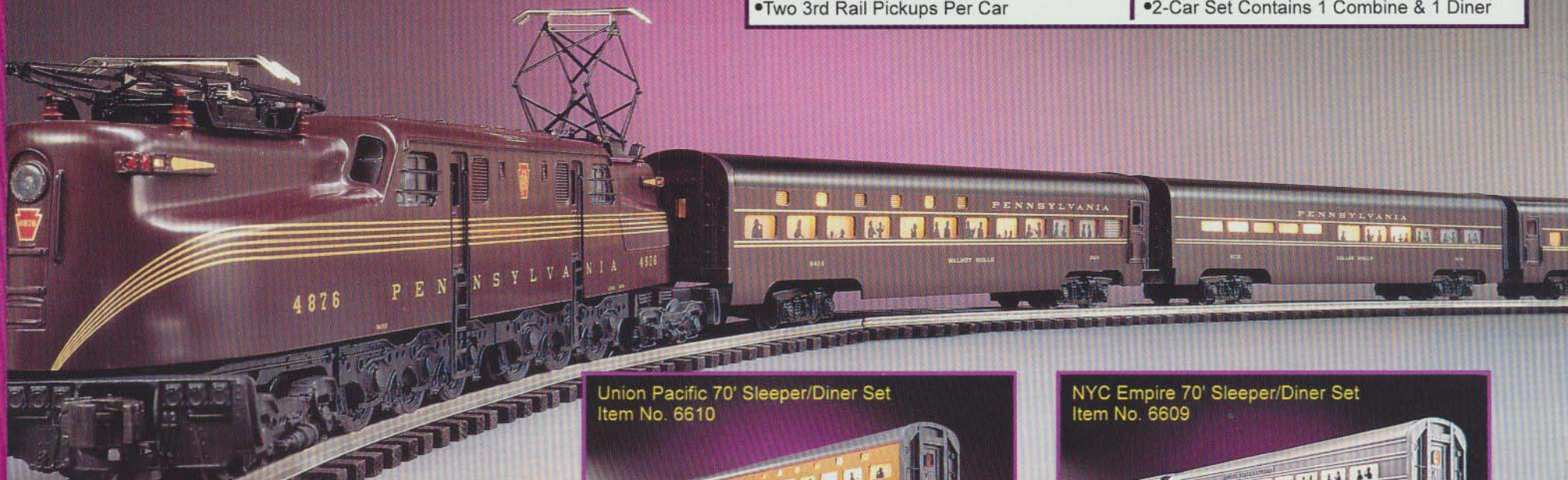
MTH Premier and RailKing locomotives possess incredible pulling strength. These engines are more than capable of pulling the typical four or five-car passenger sets sold today.

By adding an MTH 70' Aluminum Sleeper/Diner Set to your older 70' Aluminum Car Sets, you can put your engines to work doing what they were designed for - pulling long passenger consists. These attractive two-car sets are painted to match previous production runs of five-car sets. They are the perfect way to give your layout a long, handsome consist.

Each car features the same quality die-cast trucks found on our 5-car aluminum sets. In addition, the trucks feature operating metal couplers and fast-angle wheels for smooth rolling performance.

70' SLEEPER/DINER ALUMINUM SETS

- Die-Cast 4 Wheel Trucks
 - **Operating Die-Cast Couplers**
 - Matching Paint Schemes
 - Two 3rd Rail Pickups Per Car
- **Operates On O-42 Track**
 - Each Car Features 4 Interior Bulbs
 - Each Car Measures 18" Long
 - 2-Car Set Contains 1 Combine & 1 Diner



B&O 70' Sleeper/Diner Set
Item No. 6611



Union Pacific 70' Sleeper/Diner Set
Item No. 6610



NYC Empire 70' Sleeper/Diner Set
Item No. 6609



Amtrak 70' Sleeper/Diner Set
Item No. 6608



Pennsylvania 70' Sleeper/Diner Set
Item No. 6607



70' MADISON COMBINE/DINER SETS

Upgrade your MTH scale madison sets with a fantastic 2-car upgrade! These two-car sets include a scale proportioned combine and diner car that will look perfect behind any 'O' scale locomotive.

By adding a MTH 70' Madison Combine and Diner Set to your older 70' Madison Car Sets, you can put your engines to work doing what they were designed for - pulling long passenger consists. Each attractive two-car set is painted to match previous 5-car production run sets. They are the per-

fect way to give your layout a long, handsome consist. Each car features the same quality die-cast trucks found on your 5-car sets. In addition, the trucks feature operating metal couplers and fast-angle wheels for smooth rolling performance.



70' MADISON COMBINE/DINER SETS

- Die-Cast 6 Wheel Trucks
- Operating Die-Cast Couplers**
- Matching Paint Schemes
- Two 3rd Rail Pickups Per Car
- Operates On O-42 Track**
- Each Car Features 4 Interior Bulbs
- Each Car Measures 18' Long
- Operating Sprung Loaded & Sliding Doors

New York Central Combine/Diner Set
Item No. 4119



Pullman Combine/Diner Set
Item No. 4120



Northern Pacific Combine/Diner Set
Item No. 4114



SCALE F-3 ABA DIESEL SETS

The long-awaited Santa Fe F-3 in all her glorious Warbonnet colors arrives in 1997 from MTH. Now is your chance to own the finest Warbonnet F-3 to ever ride an O Gauge rail!

Having long been considered one of O Gauge's most popular diesel of all time, you'll find that the MTH F-3 is far and away the best O Gauge F-3 model ever built! Each A-B-A set features one powered A Unit sporting two

precision flywheel equipped motors for unmatched pulling strength. In addition, your set also contains a non-powered A and B-Unit, both of which feature stainless steel screens, metal grab rails, die-cast trucks, die-cast metal operating couplers, all-metal wheels and axles and much, much more.



SCALE F-3 ABA SETS

- Flashing MARS Light
- Operating Numberboard & Headlights
- Die-Cast Trucks, Pilots & Fuel Tank
- Equipped With 2 Precision Flywheel Motors
- Remote Controlled Metal Proto-Coupler™**
- Lighted Cab Interior
- Operates On O-31 Track
- Metal Handrails & Decorative Horn
- Compatible With Most AC Transformers
- ProtoSound® Digital Sound Control With Squeaking Brakes And Passenger Station Proto-Effects™**
- Durable, Intricately Detailed ABS Bodies
- Available As AA or A-B-A Sets
- A Units Include Cab Engineer Figure
- A-B-A Measures 40" x 2^{1/2}" x 3^{3/4}"

Equipped With

PROTO - SOUND

DESIGNED BY **OSIN**

See Page 4 For Details

**FEATURING
OPERATING
MARS LIGHT!!**

UNMATCHED OPERATING FEATURES

While the MTH F-3 engines are some of the finest looking locomotives MTH has ever produced, it's what is under the hood that really sets them apart from others. Every MTH F-3 features a constant voltage lighting system that controls directionally active headlights, lighted number boards and a lighted cab interior. Every 3-rail model features the efficiency of a ProtoSounds™ Electronic Reverse Unit for smooth starts and stops and unparalleled slow speed control.

Each MTH F-3 comes equipped with our state-of-the-art ProtoSound digital sound and train control system. This fabulous system gives you authentic diesel start-up and shut-down sounds everytime you power up your locomotive or turn it off. In addition, you get a marvelous sounding EMD horn and bell along with a diesel roar sound that varies as you apply more and more power! Glide to a stop and you'll hear the incredible sound of ProtoSound's squeaking brakes. Pull into a passenger station and listen for the PA announcement calling out your engine's arrival. Then sit back in amazement as you hear passengers boarding and disembarking!

ALSO AVAILABLE IN



L&N F-3 A-B-A Diesel Set

SANTA FE "EL CAPITAN" BOXED SET

On February 22, 1938, Santa Fe created a new consist for the economy traveler, the El Capitan. By covering the 2,200 plus miles between Chicago and Los Angeles in

less than 40 hours the El Capitan proved to be a great travel bargain for the price conscious traveler.

This classic streamlined consist debuts in 'O' Gauge for the first time in a specially packaged MTH Premier Line Boxed Set. Consisting of a ProtoSound-equipped Santa Fe A-B-A F-3 locomotive and four beautifully decorated streamlined aluminum cars, this set is sure to be the envy of every Santa Fe fan.



SANTA FE 'EL-CAPITAN' BOXED SET

- Santa Fe F-3 A-B-A Diesel Engine Set
- 4-Car 60' Smooth Roof Aluminum Car Set
- ProtoSound Equipped A Unit
- Powered A Unit Features 2 Flywheel Equipped Motors
- Aluminum Set Features 1 Baggage, 1 Coach, 1 Vista Dome & 1 Observation Car
- Operates On O-31 Track
- Compatible With Most AC Transformers

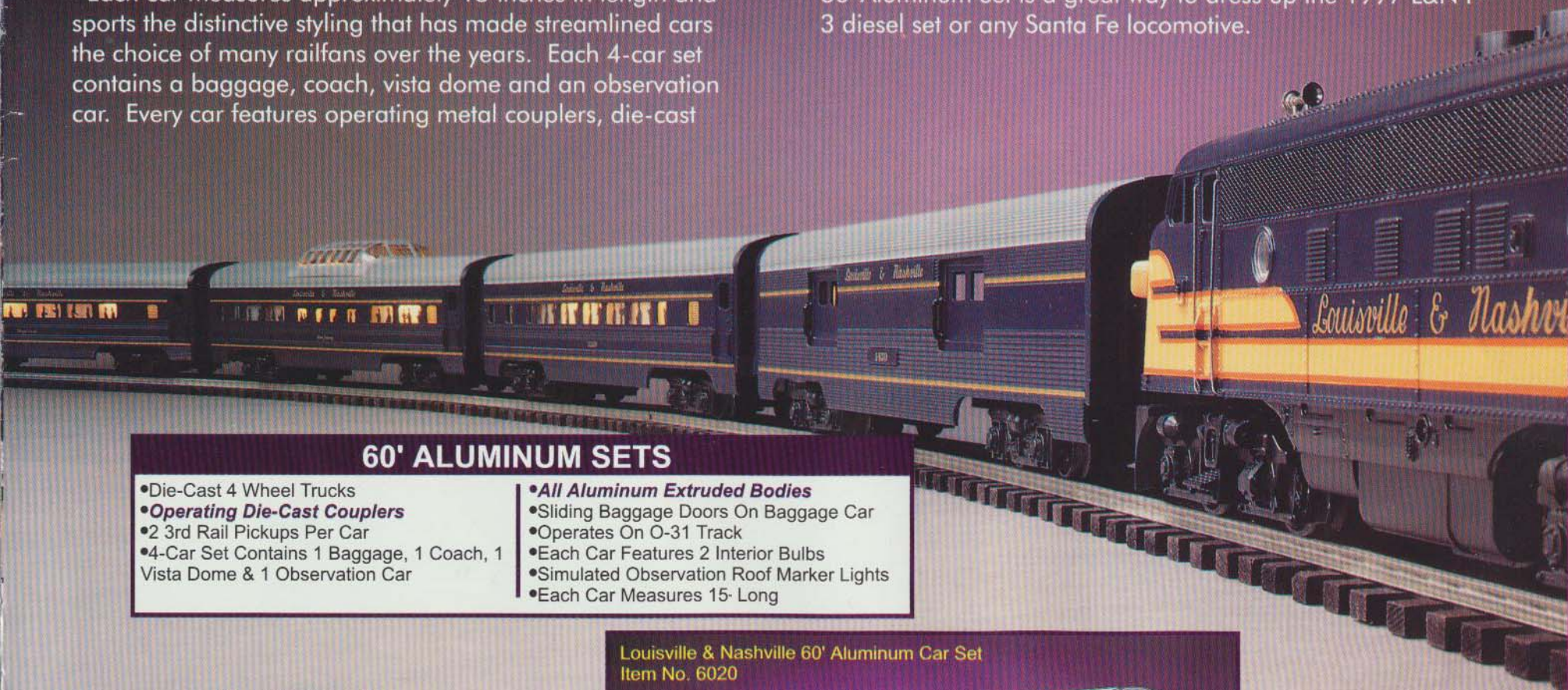
60' ALUMINUM CAR SETS

Enhance your MTH & RailKing locomotives with our popular and affordable 4-car 60' aluminum sets. These traditional length cars are a perfect fit to run behind any semi-scale engine on O-31 track.

Each car measures approximately 15 inches in length and sports the distinctive styling that has made streamlined cars the choice of many railfans over the years. Each 4-car set contains a baggage, coach, vista dome and an observation car. Every car features operating metal couplers, die-cast

4-wheel trucks with fast-angle wheels, needle-point axles and oilite bearings for a smooth rolling ride you have to see to believe!


Available in two roadnames, L&N and Santa Fe, the MTH 60' Aluminum Set is a great way to dress up the 1997 L&N F-3 diesel set or any Santa Fe locomotive.



60' ALUMINUM SETS

- Die-Cast 4 Wheel Trucks
- Operating Die-Cast Couplers**
- 2 3rd Rail Pickups Per Car
- 4-Car Set Contains 1 Baggage, 1 Coach, 1 Vista Dome & 1 Observation Car
- All Aluminum Extruded Bodies**
- Sliding Baggage Doors On Baggage Car
- Operates On O-31 Track
- Each Car Features 2 Interior Bulbs
- Simulated Observation Roof Marker Lights
- Each Car Measures 15" Long

Available In
Two Great Roadnames:
Santa Fe
and
Louisville & Nashville



Louisville & Nashville 60' Aluminum Car Set
Item No. 6020

UNION PACIFIC BIG BOY STEAM ENGINE

Perhaps no other locomotive ever had a more appropriate name than the legendary Union Pacific "Big Boy".

Measuring an immense 132 feet long and weighing in at almost 1.2 million pounds, the Big Boy was the largest steam engine of all time and proudly carried its descriptive moniker coined by an Alco shopworker. The engine's unequalled size required that lighter rails be replaced, turntables rebuilt, and curves realigned to accept the tremendous overhang. But, the Big Boy's value to the Union Pacific quickly justified these expenses as the engine displayed its remarkable strength when negotiating the notorious grades found on Sherman Hill and elsewhere on the Union Pacific.

MTH is proud to bring to life, in incredible detailed glory, the largest and heaviest O Gauge steam locomotive ever constructed. Quality constructed of die-cast metal in 1/4 inch scale dimensions, the MTH Big Boy is meticulously adorned with detail and sports a tremendous list of fantastic MTH features.



Union Pacific Big Boy Locomotive
Item No. 3021



Equipped With

PROTO - SOUND

DESIGNED BY **OSTIN**

See Page 4 For Details

Measuring 33 inches in length and weighing almost 17 pounds, the O-72 Big Boy is powered by a precision Pittman motor and flywheel equipped drive train for unmatched drawbar strength. The engine is controlled by a ProtoSound™ Electronic Reverse Unit and includes the state-of-the-art ProtoSound digital sound and train control system for unprecedented operating realism. Authentic, articulated chuffing sounds, whistle and bell bring the Big Boy to life in incredible detail. Included with your ProtoSound package is the popular ProtoCoupler system which allows the operator to uncouple the engine anywhere on the layout without special uncoupling track sections or re-wiring of the layout! Squeaking brakes, enhanced neutral sounds and freight yard loading sounds round out this impressive sound package!

Whether you are an operator or collector, the MTH Union Pacific Big Boy and the optional die-cast auxiliary water tender will be the most impressive engine your layout or display will ever feature and is sure to be one of your most prized locomotives.



UNION PACIFIC BIG BOY


- Constant Voltage Headlight
- Operating Marker Lights
- Die-Cast Leading & Trailing Locomotive Trucks
- Precision Pittman Motor With Flywheel Drive Train
- Remote Controlled Metal Proto-Coupler™**
- Firebox Glow
- 2 or 3-Rail Versions
- Operates On O-72 Track
- Metal Handrails & Decorative Whistle
- Compatible With Most AC Transformers
- ProtoSound® Digital Sound Control With Squeaking Brakes And Freight Yard Proto-Effects®**
- Die-Cast Boiler & Tender Bodies
- Lighted Cab Interior
- Cab Engineer Figure
- 'O' Gauge's First Die-Cast 1/4 Inch Scale Big Boy Ever Produced
- Measures Approximately 33" x 2^{3/4}" x 4"
- Operating Proto-Smoke® System**

UNION PACIFIC BIG BOY: 'O'-GAUGE'S LA



ADD AN AUXILIARY WATER TENDER

See Page 32 For Details



TENDER DETAILS


- 1 Tender Lettering
- 2 Operating Backup Light
- 3 Tender Ladder
- 4 Metal Handrails
- 5 Operating ProtoCoupler
- 6 Die-Cast Tender Trucks
- 7 Pipes and Valve Hangers
- 8 Die-Cast Tender Body

- 9 Metal
- 10 Tende
- 11 Real T
- 12 Manh

LOCOM

- 1 Front
- 2 Open
- 3 Bell

LARGEST LOCOMOTIVE EVER!



Engineer's Step
Tread Plate
Tender Coal Load
Tender Covers


LOCOMOTIVE DETAILS

Door Handrail
Opening Boiler Front Door

- 4 Number Board
- 5 Operating Marker Lights
- 6 Pilot Deck Front Hand Rail
- 7 Radiator Hand Rail
- 8 Head Light Lettering
- 9 Head Light
- 10 UP Logo Plate
- 11 Pilot Lift Rail
- 12 Pilot Coupler Cover

- 13 Pilot
- 14 Air Pumps
- 15 Radiator
- 16 Number Board Lettering
- 17 Metal Boiler Handrails
- 18 Operating Smoke Stack
- 19 Builders Plate
- 20 Metal Whistle
- 21 Sand Dome

- 22 Steam Dome
- 23 Dome Auxiliary
- 24 Throttle Lever Pipe
- 25 Throttle Lever
- 26 Cooling Pipes
- 27 Boiler Cab
- 28 Engineer Figure
- 29 Cab Interior Light
- 30 Operating Firebox Glow



31 Detailed Cab Interior
 32 Boiler Lettering
 33 Tender Draw Bar
 34 Injector
 35 Brake Wheel
 36 Injector Pipe
 37 Die-Cast Trailing Truck
 38 Ashtray
 39 Boxpoke Drive Wheels


40 Side Rod
 41 Eccentric Crank
 42 Eccentric Crank Rod
 43 Piston Drive Rod
 44 Reverse Link
 45 Radius Rod
 46 Crosshead Link
 47 Piston
 48 Combination Lever

49 Power Reverse
 50 Driver Brake Shoes
 51 Cylinder Steam Pipes
 52 Motion Hanger
 53 Crossheads
 54 Crosshead Guides
 55 Valve Guides



UNION PACIFIC AUXILIARY TENDER

Built of die-cast metal and prototypically detailed and decorated, the MTH U.P. 24,000 Gallon Water Tender is a perfect match for your 1/4 inch scale Challenger, Big Boy, FEF or Gas Turbine locomotives. Long awaited by U.P. fans, the MTH Auxiliary Water Tender adds a touch of realism to your pike or puts the finishing touches to a valued showpiece.



Union Pacific Auxiliary Tender
Item No. 3022

U.P. AUXILIARY TENDER

- Constructed From Die-Cast Metal
- Adorned With Intricate Step & Handrail Detail
- All Metal Wheels & Axles
- 1/4" Scale Dimensions
- Makes A Perfect Companion For Any Scale Union Pacific Challenger, Big Boy or FEF Steam Engine or U.P. Gas Turbine Diesel

PERFECT ACCESSORY FOR U.P. MOTIVE POWER



UPGRADE YOUR EMPIRE

Enhance Your Engines With Digital Sound ...



Proto-Loce™ Digital Sound & Train Control

Choose from two different models and dozens of sound sets to customize virtually any 'O' or Standard Gauge AC Powered engine with 16-bit digital sound and state-of-the-art remote control features. Each unit is controlled through any compatible AC transformer and requires no additional wiring or components on your layout. No modification is necessary for installation as these easy to install units simply plug into QSI's DCRU® and ACRU® Electronic Reverse Units inside your locomotive or tender body.

There are dozens of different sound sets to choose from giving you the option of "customizing" your layout with many different sounding engines for a truly realistic operating environment.

Choose from:

EMD Diesel * Baldwin Diesel * Alco Diesel * General Electric Diesel * Fairbanks Morse Diesel * GG-1 Electric * Small, Midsize & Large Generic Steam Engines * Mid-size or Large Generic Articulated Steam * S.P. Gs-4 Steam * N&W J Northern Steam * Pennsylvania Small & Midsize Steam * Pennsy S-2 Tubine and many others



**Fits In Most
AC Powered
'O' Gauge Trains**

**Requires No Additional
Components Or Wiring
To Your Layout!!**

...Add Sound To Your Rolling Stock ...



Installs In Minutes

**Fits Most
Stock & Box Cars**

Proto-Freight™ Sound Modules

Enjoy the wild sounds of our motion-activated Proto-Freight™ digital sound modules. The more your car rocks, the wilder the sounds get!! Choose from seven different sound sets and bring your rolling stock to life: Pigs * Cows * Horses * Chicken * Turkeys * Sheep * Shifting Freight Laughing Santa

**Proto-Freight™
Features Easy Access
To The Module's
Controls Through
The Car Door**

**Requires 9v Battery
(Not Included)**

...& Awaken Your Layout!!



Proto-Layout™ Environmental Sound

This unique, self-enclosed digital sound module creates a whole new dimension of sound for your layout. Place it anywhere - inside a structure, hidden in scenery, even under the layout. Sound can be activated by battery or layout power.

Choose from:

Diesel Yard * Steam Loco At Idle * Christmas Music * Haunted House * Ocean * Stock Yard * Country Night * Train Station * Barnyard * Stormy Night

RAIL KING[®]

By MTH Electric Trains[®]



RAILKING AND MTH: BRINGING QUALITY TO YOUR LAYOUT


At MTH Electric Trains, we strive to provide our customers with a level of quality and value not seen in toy train manufacturing for decades! Our RailKing line perhaps sums up the MTH philosophy the best by bringing back "Quality In The Tradition You Remember."

By striving to produce quality trains at fair prices, we believe you will find MTH products to be better than those produced years ago, or even today, by other manufactur-

ers. Even our own line is constantly reviewed for possible improvements and enhancements in an effort to continue providing our customers with the best value model railroading has to offer.

In 1997, virtually every RailKing locomotive can be ordered with an electronic whistle or horn or our state-of-the-art ProtoSound digital sound and train control system. This technological marvel provides the operator with realistic sound effects and remote control operation over various railroading tasks. It truly makes model railroading a more realistic and fun experience!

Quality In The Tradition You Remember



RAIL KING
By MTH Electric Trains®

TEXAS & PACIFIC L-3

The exciting RailKing L-3 Mohawk returns in 1997, this time in the exciting colors of the Texas and Pacific Railway and with an all-new ProtoSmoke system for even more realistic smoke!

Featuring MTH quality construction, the L-3 combines Fifties ruggedness and nineties technology in a die-cast traditional-sized locomotive. Comparing the workman-


ship, detail, pulling power, and operating components on any RailKing steamer will prove why MTH is the quality leader of traditional-sized motive power.



RAILKING L-3 STEAM ENGINE CHASSIS

Optionally
Equipped With

PROTO-SOUND®

DESIGNED BY 

See Page 4 For Details

Add A Matching Set
Of All-New RailKing
Madison Cars

See Page 38 For Details

Texas & Pacific L-3
Item No. 1114

Add a matching set of Texas & Pacific RailKing madison cars and you'll have a set perfect for those smaller layouts or as a youngster's first train. Either way, you're sure to find the quality and features unsurpassed by anyone.

MTH is proud to bring back this magnificent O-27 steamer in the exciting colors of the Texas & Pacific. Featuring all the quality and detail you expect from RailKing, the L-3 is sure to be a favorite thanks to its incredible smoke system.

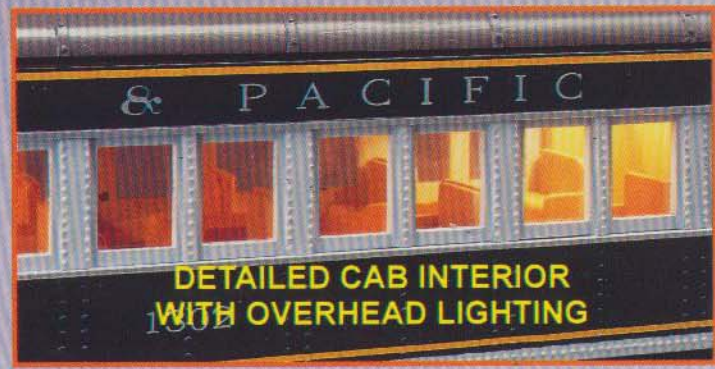
Complete with the unrivaled MTH Proto-Smoke system, the RailKing L-3 Mohawk also comes equipped with an electronic whistle. If desired, the engine can be ordered with our state-of-the-art ProtoSound® system which includes realistic digital chuffing, whistle and bell sounds as well as squeaking brakes and the incredible passenger station Proto-Effects™ sounds which recreate the sound of a passenger station. Regardless of which configuration you choose, you'll be amazed and excited by the engine's realistic operation.

T&P L-3 STEAMER

- Operating Headlight
- Die-Cast Boiler And Tender
- Operates On O-27 Track
- Metal Handrails & Decorative Whistle
- Equipped With Operating Electronic Whistle
- Operating Proto-Smoke™ System**
- Compatible With Most AC Transformers
- Optionally Equipped With ProtoSound™ Digital Sound Control**
- Precision Flywheel Equipped Motor
- DCRU® Electronic Reverse Unit
- Detailed Cab Interior
- Die-Cast Tender Trucks
- Operating Metal Couplers
- Set Measures Approximately 21¹/₂" x 2¹/₂" x 3⁵/₈"

RAIL KING
By MTH Electric Trains®

O-27 MADISON SETS



DETAILED CAB INTERIOR
WITH OVERHEAD LIGHTING

RailKing passenger cars are designed for years of operating fun, featuring sturdy MTH construction, die-cast metal trucks and couplers, and tough ABS plastic bodies. They include an illuminated cab interior and end-of-car diaphragms for even more realism! In addition, all RailKing passenger cars feature smooth rolling needle point axles for less drag and easy pulling. Line up any of these three popular roadnames behind your RailKing locomotives for terrific operating fun!

O-27 MADISON PASSENGER CARS

- Durable ABS Intricately Detailed Bodies
- Die-Cast 6 Wheel Trucks
- Operating Die-Cast Metal Couplers**
- Available In 3 Popular Roadnames
- Operates On O-27 Track
- End Of Car Diaphragms**
- Fast Angle Wheel Sets
- Needle-Point Axles
- Detailed Seat Interiors**
- Detailed Undercarriage Chassis
- Overhead Interior Lighting
- Cars Measure 12^{1/2} x 2^{1/2} x 3^{3/4}.

ADD AN EXCITING
MATCHING CONSIST
BEHIND A RAILKING
LOCOMOTIVE!!



CHOOSE FROM 4 INDIVIDUAL CAR STYLES
IN THREE GREAT ROADNAMES

Pennsylvania O-27 Observation Car - Item No. 6203



ALL-NEW
FOR 1997

New York Central O-27 Passenger Car - Item No. 6211



ALL-NEW
FOR 1997

O-27 SEMI-SCALE MADISON CARS

RAIL KING
By MTH Electric Trains®

Traditionally Sized For Smaller Layouts

U.P. GAS TURBINE

Few locomotives are more recognizable and unique than the Union Pacific Gas Turbine. The "Big Blow" as it became known featured the most powerful internal combustion engines in the World capable of producing a colossal 8,500 horsepower! One of the units carried the turbine and generator and the other the control and auxiliary equipment. In addition, the Turbines ran with a converted steam engine tender acting as a large fuel tank. Together,

the three units made up one of the world's most awesome locomotives, weighing a combined 850,000 pounds and measuring almost 180 feet in length.



Union Pacific Gas Turbine Set
Item No. 2009

3 Piece Set
Measures 35" Long!!



Optionally
Equipped With

PROTO-SOUND

DESIGNED BY **OSLN**

See Page 4 For Details

Now the legendary size and power of the Turbine comes to life in a traditionally sized RailKing 3-unit consist. This beautiful set consists of a powered A unit containing two precision flywheel motors, a non-powered B Unit and a non-powered fuel tender. Each set has durable, intricately detailed ABS bodies, die-cast trucks, trucksides, and under-carriage detail. Measuring a combined length of 35 inches, this magnificent set will be the perfect addition to your RailKing empire.

Your RailKing Turbine can be ordered with a standard electronic horn or our state-of-the-art ProtoSound® Digital Sound and Train Control System. This incredible system features the awesome sound effects of the turbine motor and includes an authentic sounding horn and bell for even more realism. You also get the popular ProtoSound® Cab Chatter feature, squeaking brakes and freight yard Proto-Effects™ sounds. It all makes for a truly realistic operating environment on virtually any size rail-

U.P. GAS TURBINE SET

- Operating Headlight
- Durable ABS Intricately Detailed Bodies
- 3-Unit Set Contains 1 Powered A-Unit, Non-Powered B-Unit And Fuel Tender
- Operates On O-31 Track
- Metal Handrails & Decorative Whistle
- Equipped With Operating Electronic Whistle
- Die-Cast Truck Blocks With All-Metal Wheels & Gears
- Compatible With Most AC Transformers
- **Optionally Equipped With ProtoSound® Digital Sound Control**
- 2 Precision Flywheel Equipped Motors
- DCRU® Electronic Reverse Unit
- Die-Cast Trucksides & Undercarriage Detail
- Operating Metal Couplers
- Set Measures Approximately 35¹/₂" x 2¹/₂" x 3⁵/₁₆"

RAIL KING
By MTH Electric Trains®

SEMI-SCALE FREIGHT CARS

Build your railroad empire up with our full line of rugged, semi-scale RailKing Freight Cars. Designed for operation on O-27 track, all RailKing cars feature sturdy ABS plastic molded bodies for years of rugged handling. Each car is painted in several colorful paint schemes designed to capture the real feel of today's and yesterday's railroads.



Union Pacific Caboose - Item No. 7710



Union Pacific Tank Car - Item No. 7309



Pennsylvania Hopper - Item No. 7508



C&O Boxcar - Item No. 7411



C&O Caboose - Item No. 7709



Union Pacific Hopper - Item No. 7509




SEMI-SCALE FREIGHT CARS


- Durable ABS Intricately Detailed Bodies
 - Die-Cast 4 Wheel Trucks
 - Operating Die-Cast Metal Couplers**
 - Colorful Paint Schemes
 - Operates On O-27 Track
 - Decorative Brake Wheels
- Fast Angle Wheel Sets
 - Needle-Point Axles
 - Sliding Box Car Doors
 - Stamped Metal Floors On Most Cars
 - Sliding Stock Car Doors
 - Measures Approximately 10^{3/4}" x 2^{1/2}" x 3^{3/4}"



Union Pacific Boxcar - Item No. 7412



C&O Tank Car - Item No. 7308



RAIL KING
By MTH Electric Trains®

F-3 AA DIESEL SETS

O-27 Lovers, try out these traditional sized F-3 engines on your railroad! You'll find these exquisitely detailed copies of the EMD classic to be right at home whether pulling a string of RailKing passenger cars or a freight consist.

Each AA set consists of a powered A unit and a dummy A unit. Each powered A unit comes complete with two powerful flywheel equipped motors, a DCRU® Electronic Reverse Unit and an electronic horn. Both the dummy and pow-

ered A units feature operating headlights, die-cast truck blocks with die-cast trucksides and die-cast operating couplers. All axles, wheels and gears are metal - you won't find any plastic here!



Florida East Coast F-3 AA Set
Item No. 2007

If you desire a truly authentic railroading experience, you can order your RailKing F-3 set with our exciting ProtoSound® digital sound and train control system. This state-of-the-art design features diesel engine sounds, digitally captured horn and bell sounds, passenger station Proto-Effects, authentic sounding two-way radio cab chatter clips and squeaking brakes! It's realistic and fun, just like model railroading should be!



F-3 AA DIESEL SET

- Operating Headlights
- Intricately Detailed Durable ABS Body
- Stamped Metal Floor
- Available In 2 Popular Roadnames
- Operates On O-27 Track
- Decorative Metal Horn
- Equipped With Operating Electronic Horn
- Set Includes 1 Powered A & 1 Dummy A Unit
- Compatible With Most AC Transformers
- **Optionally Equipped With ProtoSound® Digital Sound Control**
- 2 Precision Flywheel Equipped Motors In Powered A Unit
- DCRU® Electronic Reverse Unit
- Die-Cast Power & Dummy Trucks
- Operating Metal Couplers
- Set Measures Approximately 25^{1/2}" x 2^{1/2}" x 3^{5/8}"

ALSO AVAILABLE IN

Western Pacific F-3 AA Set - Item No. 2008



Optionally
Equipped With

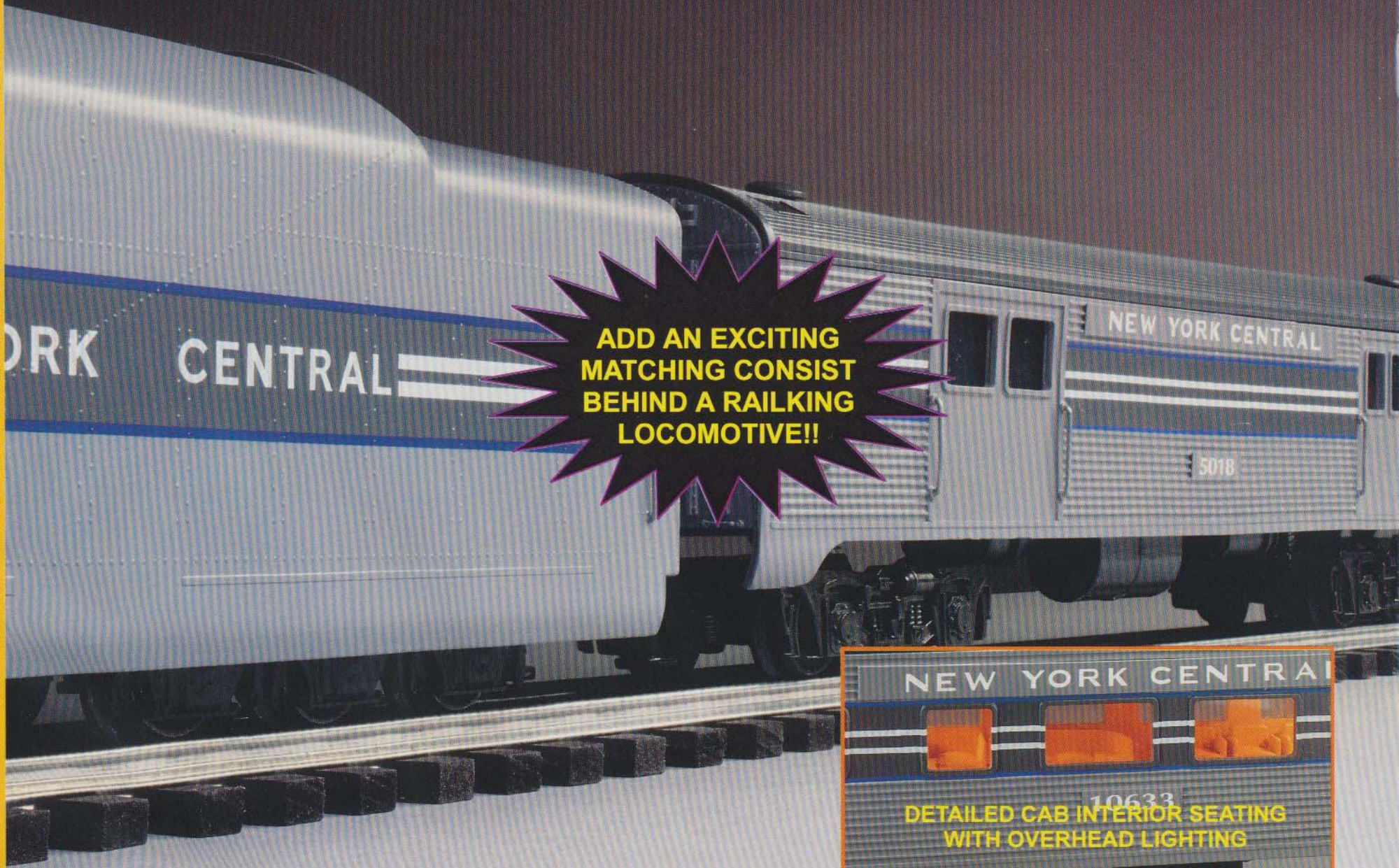
PROTO - SOUND

DESIGNED BY **OSI**

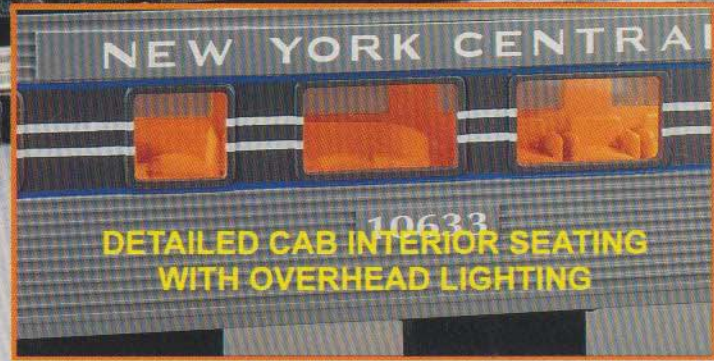
See Page 4 For Details



O-27 PASSENGER SETS



**ADD AN EXCITING
MATCHING CONSIST
BEHIND A RAILKING
LOCOMOTIVE!!**



RailKing passenger cars are designed for years of operating fun, with sturdy construction, die-cast metal trucks and operating couplers, and tough ABS plastic bodies. They include an illuminated cab interior and end-of-car diaphragms for even more realism! In addition, all RailKing passenger cars feature smooth rolling needle point axles for less drag and easy pulling. Line up any of the four great new featured roadnames behind your RailKing locomotives for terrific operating fun!

STREAMLINED O-27 PASSENGER CARS

- Durable ABS Intricately Detailed Bodies
- Die-Cast 4 Wheel Trucks
- Operating Die-Cast Metal Couplers**
- Available In 2 Popular Roadnames
- Operates On O-27 Track
- End Of Car Diaphragms**
- Fast Angle Wheel Sets
- Needle-Point Axles
- Detailed Seat Interiors**
- Undercarriage Chassis Detail
- Overhead Interior Lighting
- Cars Measure 12¹/₂ x 2¹/₂ x 3³/₄.

Florida East Coast O-27 Passenger Cars



**CHOOSE FROM 4 INDIVIDUAL CAR STYLES
IN THESE GREAT ROADNAMES**

California Zephyr O-27 Coach Car - Item No. 6041



New York Central O-27 Observation Car - Item No. 6053



Florida East Coast O-27 Baggage Car - Item No. 6040



Union Pacific O-27 Vista Dome Car - Item No. 6032



RAIL KING
By MTH Electric Trains®

C&O ALLEGHENY STEAMER

Like many railroads, the Chesapeake and Ohio Railway faced terrain challenges on many of its routes as it searched for ever more economical means of delivering coal over the imposing Allegheny Mountains. C&O thought they found a solution when it looked to Lima Locomotive Works and their "Super-Power" engines. In 1941, on the eve of the United States entry into World War II, Lima delivered the H-8 Allegheny, and a legend was born.

With over 60 units delivered by 1948, the H-8's were a common yet always awesome sight on the C&O. The Allegheny, perhaps as much as any other engine, marked the "Glory Days" of steam power that will always be remembered as a favorite of many railfans.




Chesapeake & Ohio Allegheny Steam Locomotive
Item No. 1116

Optionally
Equipped With

PROTO - SOUND

DESIGNED BY OSIN

See Page 4 For Details



Following in the footsteps of the successful RailKing Challenger, MTH is proud to provide O-31 operators a chance to own this incredible locomotive in 1997. Similarly detailed like all of our RailKing steam engines, the Allegheny features all die-cast metal construction, two operating smoke stacks, an operating headlight, operating metal couplers and an electronic whistle. The chassis is powered by two smooth running flywheel-equipped motors controlled by a DCRU® electronic reverse unit. For those desiring even more realism, the engine can be ordered with our state-of-the-art ProtoSound digital sound and train control system. This unique and powerful system gives the operator elaborate control over his engine with realistic, articulated steam engine sound effects, squeaking brakes, freight yard Proto-Effects™ and several remote control operations all from virtually any compatible AC transformer. It truly makes for a realistic operating experience.

C&O 2-6-6-2 ALLEGHENY

- Operating Headlight
- Die-Cast Boiler And Tender
- Operates On O-31 Track
- Metal Handrails & Decorative Whistle
- Equipped With Operating Electronic Whistle
- **Operating Proto-Smoke™ System**
- Compatible With Most AC Transformers
- **Optionally Equipped With ProtoSound® Digital Sound Control**
- Two Precision Flywheel Equipped Motors
- DCRU® Electronic Reverse Unit
- Detailed Cab Interior
- Die-Cast Tender Trucks
- Operating Metal Couplers
- Measures Approximately 29^{1/8}" x 2^{5/8}" x 3^{3/4}"

RAIL KING
By MTH Electric Trains®

PENNSY K-4s STEAMER

On perhaps the greatest railroad ever, no steam locomotive was more revered than the legendary Pennsylvania K-4s Pacific. Evolving from a program begun in 1914 to develop heavy freight and passenger classes utilizing common boiler designs, the K-4s was an instant success. From 1917 to 1928, a total of 425 units were built at the Juniata and Baldwin shops.



RAIL KING K-4s STEAM ENGINE CHASSIS



Optionally
Equipped With

PROTO - SOUND

DESIGNED BY **OSIN**

See Page 4 For Details

Add A Matching Set
Of All-New RailKing
Madison Cars!!

See Page 38 For Details

Pennsylvania K-4s Steam Engine
Item No. 1115

The 4-6-2 K-4s became the Pennsylvania's principal passenger hauler, possessing a consummate blend of speed and power. Often double-headed on east coast limiteds in front of a Pullman consist, the K-4s was a common and beautiful sight on the Pennsylvania's rails, and became synonymous with that railroad's steam power.

MTH is proud to bring this magnificent steam locomotive to life for the first time ever in O-27! Featuring all the quality and detail you expect from RailKing, the K-4s is sure to be a favorite on any railfan's layout.

Outfitted with the incredible Proto-Smoke smoke system that is unrivaled in the market, the RailKing K-4s comes equipped with an electronic whistle or can be ordered with our state-of-the-art ProtoSound system. You'll be amazed at the rich array of features your ProtoSound equipped K-4s sports, including squeaking brakes, passenger station sounds, an authentic Pennsylvania whistle and realistic chuffing and steam sounds!

K-4s 4-6-2 STEAMER

- Operating Headlight
- Die-Cast Boiler And Tender
- Operates On O-27 Track
- Metal Handrails & Decorative Whistle
- Equipped With Operating Electronic Whistle
- Operating Proto-Smoke™ System**
- Compatible With Most AC Transformers
- Optionally Equipped With ProtoSound® Digital Sound Control**
- Precision Flywheel Equipped Motor
- DCRU® Electronic Reverse Unit
- Detailed Cab Interior
- Die-Cast Tender Trucks
- Operating Metal Couplers
- Measures Approximately 21^{1/4}" x 2^{7/16}" x 3^{3/8}"

RAIL KING
By MTH Electric Trains®

F-3 B-UNITS

ALL-NEW
FOR O-27



Western Pacific F-3 B-Unit - Item No. 2013

Add on to your favorite RailKing F-3 AA diesel sets with these all-new RailKing F-3 B-Units. Constructed in durable ABS bodies, these units feature intricate detail, stamped metal floors and die-cast trucks and couplers. Painted to match every RailKing F-3 produced, they are a perfect way to expand your railroad empire for even more realism.



CHOOSE FROM FOUR DIFFERENT ROADNAMES

F-3 B-UNITS

- Intricately Detailed Durable ABS Body
- Stamped Metal Floor
- Die-Cast Metal Trucks
- Metal Wheels & Axles
- Operates On O-27 Track
- Die-Cast Truck Sides & Couplers
- Available In 4 Attractive Paint Schemes
- Measures Approximately 11^{1/4}" x 2^{1/2}" x 3^{5/8}"

Union Pacific B Unit - Item No. 2011



NYC B-Unit - Item No. 2010



F.E.C. B-Unit - Item No. 2012



RAIL KING
By MTH Electric Trains®

N&W WATER TENDER

Add an auxiliary water tender behind your RailKing Norfolk & Western J steamer for an extra touch of realism. The RailKing N&W tender is quality built of die-cast metal and features die-cast trucks and die-cast metal couplers. Decorated in authentic Norfolk & Western colors, this copy of the actual 16,000 gallon water tender is a perfect match for all O-31 and O-27 J Class steam engines.

**ALL-NEW
FOR O-27**



**MAKES A GREAT COMPANION
TO YOUR N&W J STEAMER**



Norfolk & Western Water Tender
Item No. 1117

N&W WATER TENDER

MTH LAYOUT ACCESSORIES

Light Up Your Railroad In Classic Form

Choose from four classic street lamp models, each beautifully capturing the feel of yesteryear's railroading memories. These stamped and die-cast metal or durable ABS constructed lamps are attractively decorated in a glossy baked enamel finish in a variety of colors. Their heavy bases contains pre-wired power leads - making them a cinch to wire up to standard AC track current.




#58 Die-Cast Street Lamp Set



#58 Lamp Set
Contains 2 Lamps
Each Measures
7 1/2 Inches Tall

Available In: Cream - Item No. 1056
or Pea Green - Item No. 1057



#35 Die-Cast Street Lamp Set



#35 Lamp Set
Contains 2 Lamps
Each Measures
6 1/4 Inches Tall

Available In: Gray - Item No. 1058 or
Aluminum - Item No. 1059

#70 Yard Light Lamp Post Set



#70 Lamp Set
Contains 2 Lamps
Each Measures
4 1/2 Inches Tall

Available In: Black - Item No. 1060


Die-Cast Operating Street Clock

Street Clock
Features Working
Quartz Clock
Measures
Approximately
8 Inches Tall



Available In: Red - Item No. 1061

#4449 O Gauge Lighted Lockon



Available In: O Gauge - Item No. 1021

Main Street 'O' Scale Die-Cast Lamp Post Set



'O' Scale
Street Lamp Set
Contains 3 Lamps
Each Measures
Almost 4 Inches Tall

Available In: Black - Item No. 1062


RAILTOWN™ BUILDINGS

Outfit Your Layout With Any Of These Exciting 'O' Gauge Buildings

Add a splash of life to your layout with these quality-built Rail-Town™ Buildings. Made from sturdy ABS plastic and brightly decorated, RailTown™ buildings are the perfect size for your RailKing® locomotives and cars. Each building contains interior illumination and comes completely assembled. Choose from three colorful, pre-assembled models or buy all three and start building your own RailTown™.

All Buildings Equipped With Interior Illumination & Are Fully Assembled & Painted!!

#4 Country House - Item No. 9003




Measuring Approximately
11 x 4^{1/4} x 11^{3/4}
Inches Tall

#6200 O GAUGE TRACK ACTIVATION DEVICE (T.A.D.)



Available In:
O Gauge - Item No. 1037



#5 Country Church - Item No. 9002

Measuring Approximately
6^{1/2} x 4^{1/4} x 11^{3/4}
Inches Tall



#6 Farm House - Item No. 9001

Measuring Approximately
8^{1/4} x 8^{1/16} x 7
Inches Tall



Live Steam Liquid Smoke Item No. 1045 6 oz Bottle

STAY ON SCHEDULE!



#1210 RailKing Clock

Battery Powered Clock
Measures 10 Inches Across



All products depicted in this catalog are not production models. In some cases, the models pictured may be HO, O Scale or some other scale product. All item's graphics, features and content are subject to change after publication. All product features may be verified on their retail packages.

©1996, MTH Electric Trains, Columbia, MD. Trademarks: Proto-Effects, Proto-Couplers, RailTown, ProtoSounds, Z-2000, Tinplate Traditions and RailKing, The MTH Numbering System and all others indicated throughout this catalog. DCRU and QSI are registered trademarks of QS Industries.